

THANK YOU FOR YOUR PURCHASE!



Did you know that when you leave feedback on TPT you earn credits towards future purchases?

★★★★★ Extremely satisfied

I truly appreciate your feedback to help my little store grow.

LET'S BE FRIENDS

Access my
Freebie
Library

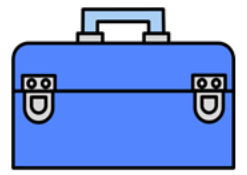
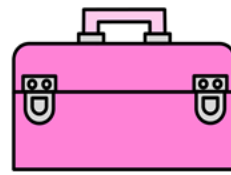

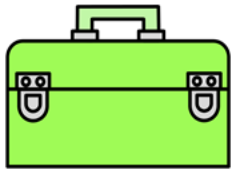
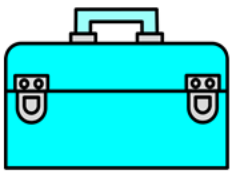


Stay updated on new product announcements (they are 50% off for the first 24 hrs posted!) by following me on TPT, checking out my website, and subscribing to my newsletter.



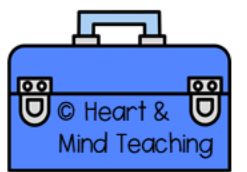
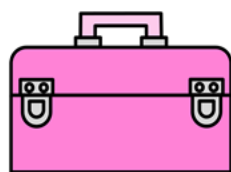
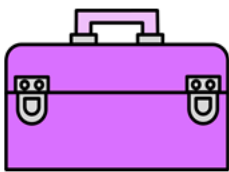
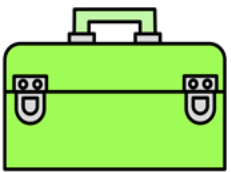

If you have any questions or concerns please email me at:
heartandmindteaching@gmail.com

♥
Ashley

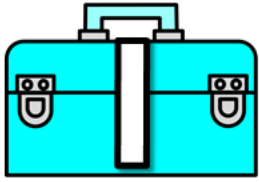


BEHAVIOR TOOLBOX

Disrespectful



BEHAVIOR TOOLBOX



Disrespectful

What it looks like

*Student frequently displays disrespect in a multitude of ways. A sneer, a loud sigh, negative looks and negative comments.

*He/she often shows lack of common courtesy and manners.

*Student acts as if some people do not exist because they do not think highly of anyone including themselves.

*He/she acts superior and appears frustrated habitually.

*Student often has problems at home and with friends.

*Student is unable to have needs met in a positive way, so turns to anger, hostility and disrespect.

*He/she may not have basic primary needs being met (food, shelter, safety, love).

*Disrespect can cause the teacher to feel insignificant, hateful and resentful of the student.

*Other students may also act disrespectful if they see the classroom is not in the teachers control.

Disrespectful

BEHAVIOR TOOLBOX



Disrespectful

What to do

*Decide that you are going to act in a positive way instead of a negative way. You are going to respect the student even though they are not respecting you.

*There is always a reason for disrespect, it might have nothing to do with you. It is an indicator that the child has problems, caused by a circumstance that they have no control over that causes them pain.

*When the student says or does something disrespectful, stay calm and say "Is everything okay, did I do something to offend you? If I did, I'm sorry for it." This will diffuse the situation because it takes his/her defenses down. Also, when the teacher responds to disrespect with respect, other students will see this and often support the teacher.

*Speak to the student only in private, that way they save face in front of their peers.

*Attempt to relieve the tension with humor, for example "I will pretend I did not hear that", or "I couldn't agree more". Joke about yourself, for example if the student is talking during a lecture say "Guys you know I'm old and it's hard for me to raise my voice over yours so help me out and save that for after class okay?"

*Identify the students intent and how it conflicts with the way they are acting, "Say "When you act like that, it's harder for me to help you get what you want and I do want to help you."

*The disrespect is out of hostility, give him/her nothing to be hostile toward and they will likely cooperate. Say "John, I don't think I deserve that, tell me what's going on."

*Seek the counsel of school counselors, previous teachers, parents, and administrators.

Disrespectful

BEHAVIOR TOOLBOX



Disrespectful

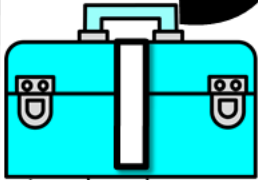
What NOT to do

- *Do not fight disrespect with more disrespect. The student is looking for an aggressive response, do the opposite.
- *Do not speak to this student about the disrespect in front of other students.
- *Do not issue ultimatums or fight for power.
- *Do not allow a student to make one negative accusation after another, stop them right away. They are likely not looking for solutions but diverting you from the original concern. Say "I want to help find a solution but I cannot when you act this way, lets both think on this and talk tomorrow."
- *Do not forget to be the example for the behavior you want, do not engage in put downs with students.
- *Do not react to disrespect too quickly or harshly. This will bring out more anger from the student.
- *Never let your initial response be an attack or defensive.
- *Do not place responsibility on anyone/anything else except the student, empathize with their situation and express to them that there may be justified reasons the student is angry but it is his/her choice to be disrespectful.

Disrespectful

BEHAVIOR TOOLBOX

Disrespectful Quick Guide



What it looks like

*Student frequently displays disrespect in a multitude of ways. A sneer, a loud sigh, negative looks/comments.

*He/she often shows lack of common courtesy

*Student acts as if some people do not exist because they do not think highly of anyone including themselves.

*He/she acts superior and appears frustrated.

*Student often has problems at home and with friends.

*Student is unable to have needs met in a positive way, so turns to anger, hostility and disrespect.



What to do

*Decide that you are going to act in a positive way instead of a negative way. You are going to respect the student even though they are not respecting you.

*When the student says or does something disrespectful, stay calm and say "Is everything okay, did I do something to offend you? If I did, I'm sorry for it." This will diffuse the situation because it takes his/her defenses down.

*Attempt to relieve the tension with humor, for example "I will pretend I did not hear that", or "I couldn't agree more". Joke about yourself, for example if the student is talking during a lecture say "Guys you know I'm old and it's hard for me to raise my voice over yours so help me out and save that for after class okay?"

*The disrespect is out of hostility, give him/her nothing to be hostile toward and they will likely cooperate. Say "John, I don't think I deserve that, tell me what's going on."



What NOT to do

*Do not fight disrespect with more disrespect.


*Do not speak to this student about the issue in front of others.

*Do not issue ultimatums or fight for power.

*Do not forget to be the example for the behavior you want, do not engage in put downs with students.

*Do not react to disrespect too quickly or harshly.

*Never let your initial response be an attack or defensive.



Disrespectful

What to do (Cont.)

*Identify the students intent and how it conflicts with the way they are acting. Say "when you act like that, it's harder for me to help you get what you want and I do want to help you."

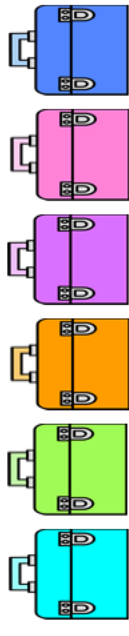
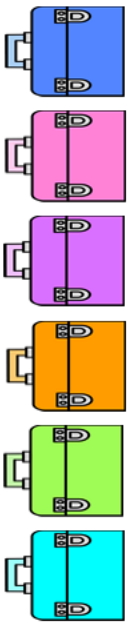
*The disrespect is out of hostility, give him/her nothing to be hostile toward and they will likely cooperate. Say "John, I don't think I deserve that, tell me what's going on."

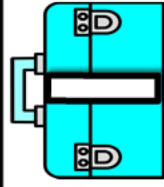
*Seek the counsel of school counselors, previous teachers, parents, and administrators.

"A change in
behavior
begins with a
change in
the heart."

BEHAVIOR TOOLBOX

Disrespectful

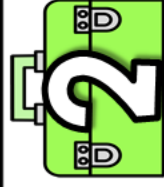




Disrespectful

What it looks like

- *Student frequently displays disrespect in a multitude of ways. A sneer, a loud sigh, negative looks and negative comments.
- *He/she often shows lack of common courtesy and manners.
- *Student acts as if some people do not exist because they do not think highly of anyone including themselves.
- *He/she acts superior and appears frustrated habitually.
- *Student often has problems at home and with friends.
- *Student is unable to have needs met in a positive way, so turns to anger, hostility and disrespect.
- *He/she may not have basic primary needs being met (food, shelter, safety, love).
- *Disrespect can cause the teacher to feel insignificant, hateful and resentful of the student.
- *Other students may also act disrespectful if they see the classroom is not in the teachers control.



Disrespectful

What to do

- *Decide that you are going to act in a positive way instead of a negative way. You are going to respect the student even though they are not respecting you.
- *There is always a reason for disrespect, it might have nothing to do with you. It is an indicator that the child has problems, caused by a circumstance that they have no control over that causes them pain.
- *When the student says or does something disrespectful, stay calm and say "Is everything okay, did I do something to offend you? If I did, I'm sorry for it." This will diffuse the situation because it takes his/her defenses down. Also, when the teacher responds to disrespect with respect, other students will see this and often support the teacher.
- *Speak to the student only in private, that way they save face in front of their peers.
- *Attempt to relieve the tension with humor, for example "I will pretend I did not hear that", or "I couldn't agree more". Joke about yourself, for example if the student is talking during a lecture say "Guys you know I'm old and it's hard for me to raise my voice over yours so help me out and save that for after class okay?"

(Continues on the flap)



Disrespectful

What NOT to do

- *Do not fight disrespect with more disrespect. The student is looking for an aggressive response, do the opposite.
- *Do not speak to this student about the disrespect in front of other students.
- *Do not issue ultimatums/fight for power.
- *Do not allow a student to make one negative accusation after another, stop them right away. They are likely not looking for solutions but diverting you from the original concern. Say "I want to help find a solution but I cannot when you act this way, lets both think on this and talk tomorrow."
- *Do not forget to be the example for the behavior you want, do not engage in put downs with students.
- *Do not react to disrespect too quickly or harshly. This will bring out more anger from the student.
- *Never let your initial response be an attack or defensive.
- *Do not place responsibility on anyone/anything else except the student, empathize with their situation and express to them that there may be justified reasons the student is angry but it is his/her choice to be disrespectful.

CHECK THESE OUT

CLICK ON THE PICTURES TO GET A CLOSER LOOK.



This product and **49** others are included in this Bundle →



COUNSELOR
Collab
— with Laura & Ashley —



Would you like to spend less time browsing for resources and lesson planning, and more time serving students? Let Laura from [Music City Counselor](#) and Ashley from [Heart and Mind Teaching](#) do the work for you!

CLICK TO COLLAB

MEMBER PERKS

- ♥ Data-driven resources by theme.
- ♥ \$35+ value of ready-to-use materials.
- ♥ Lessons, group curriculums, forms, & activities.
- ♥ Tier 1, 2, and 3 research-based resources.
- ♥ No contracts, cancel anytime.



THANK YOU

FOR SUPPORTING MY LITTLE SHOP.

Hi there! I'm Ashley- a School Counselor, curriculum developer, blogger, and mama to two young boys. I have a passion for creating fun and engaging resources for Counseling and Social Emotional Learning.

LET'S BE FRIENDS

Ashley

Access my
Freebie
Library



FOLLOW FOR EXCLUSIVE SAVINGS

New products are 50% off for 24hrs.

CLICK HERE

★ HOW CAN YOU EARN TPT CREDITS? When you leave feedback, TpT rewards you with credits that you can use toward future purchases.

ACCESS MY FREEBIE LIBRARY

Join my Newsletter to be informed of all future added freebies.

I WANT FREEBIES

TERMS OF USE

© Heart and Mind Teaching, 2017, 2024. All rights reserved. Purchase of this item entitles the purchaser the right to reproduce for classroom, personal, and google classroom use only. Use in multiple classrooms, requires the purchase of additional licenses. Redistribution or duplication of this product is strictly forbidden without the written permission of the publisher. Copying any part of this product and placing it on a publicly accessible website is strictly forbidden and is a violation of the Digital Millennium Copyright Act (DMCA). You may post this for single-classroom use on a password protected student site such as google classroom. **You may NOT post my products on any public, for-profit, or commercial websites or entities, such as Outschool.** Please do not sell or distribute any part of this as your own. Thank you for abiding by universally accepted codes of professional ethics while using this product.



If you have any questions or concerns please email me at:

heartandmindteaching@gmail.com

CREDITS

